


PRICEPEDIA CATALOGUE 2026



January 2026

Introduction	3
PricePedia objectives	3
Summary of services	4
Subscriptions	4
Additional services	6
1. Subscriptions	7
1.1 Basic	7
Daily Data Prices	7
DataViz: Price Heatmap	8
Daily Data Country	8
World Bank Forecast	9
PricePedia Aggregated Indices	9
Conjunctural Indicators	10
EU Producer Prices	10
US Producer Prices	11
US Customs	11
China Customs	12
Download Data Tool	12
My Portfolios Tool	13
Basic subscription price	13
1.2 One	14
EU Customs	14
Last Price EU	14

Last Price EU not revised	15
History EU	15
Dispersion EU	16
One subscription price	16
1.3 One Plus	17
PricePedia Scenario	17
One Plus subscription price	17
1.4 All	18
Tariffs	18
All subscription price	18
1.5 All Plus	18
All Plus subscription price	18
1.6 Enterprise	19
Enterprise subscription price	19
1.7 Custom	19
Custom subscription price	19
2. Tools	20
2.1 Should Cost Tool	20
2.2 Report	20
3. Additional services	21
3.1 Additional users	21
3.2 Guest service (linked to Should Cost)	21

Introduction

The PricePedia platform (www.pricepedia.it), developed by **StudiaBo srl**, is dedicated to those working in the world of procurement and sourcing, acting as a provider of reliable and constantly updated information, to be used as a benchmark in corporate purchasing processes. PricePedia combines data from various sources, gathered from actual transactions, about the price development of commodities and semi-finished products, presented in tabular form and interactive data visualisation. Navigation of the information is clear and modern, while retaining the analytical functionality typical of business intelligence.

PricePedia objectives

Provide support in terms of:

INFORMATION

TOOLS

for **Procurement Process Decisions**

NEGOTIATION

BUDGET

PricePedia collects daily data of prices quoted on financial markets around the world and records the monthly price trends of over 900 raw materials and semi-finished products. The prices on the platform are based exclusively on objective data, derived from a large sample of actual transactions: financial markets and customs surveys of the 27 EU countries.

Over **3000 historical series** are available on the platform including: customs prices of commodities and semi-finished products, quoted financial prices, economic variables and scenario indicators.

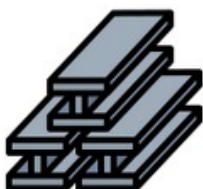
Summary of services

Subscriptions



Basic subscription

To monitor daily financial prices (spot, futures, continuous) of 100+ commodities.



One subscription

To monitor the financial and physical prices on the European market of individual product families.



One Plus subscription

To monitor and **predict** the financial and physical prices on the European market of individual product families.



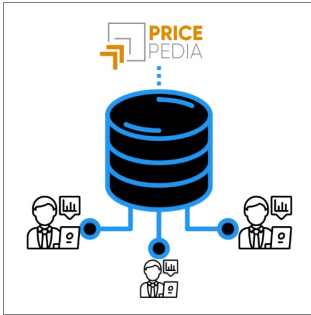
All subscription

To monitor both financial (almost 100 commodities) and physical (over 500 raw materials and commodities) prices of all commodity families on the European market.



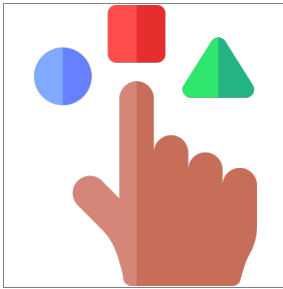
All Plus subscription

To monitor and **predict** the financial and physical prices on the European market of all product families.



Enterprise subscription

To monitor and **predict** the financial and physical prices on the International markets of all product families and to integrate PricePedia data directly into the company information system.



Custom subscription

To tailor the access to the platform by choosing only the *Datasets* and *Tools* that best match the user's needs.

Additional services



Additional users

To allow several people in the company to access the platform at the same time.



Guests service

To share Should Cost (construction of a cost index) with customers and suppliers.

1. Subscriptions

PricePedia subscriptions can be directly purchased on [the platform website](#) and last a full year (365 days) from the activation of the service.

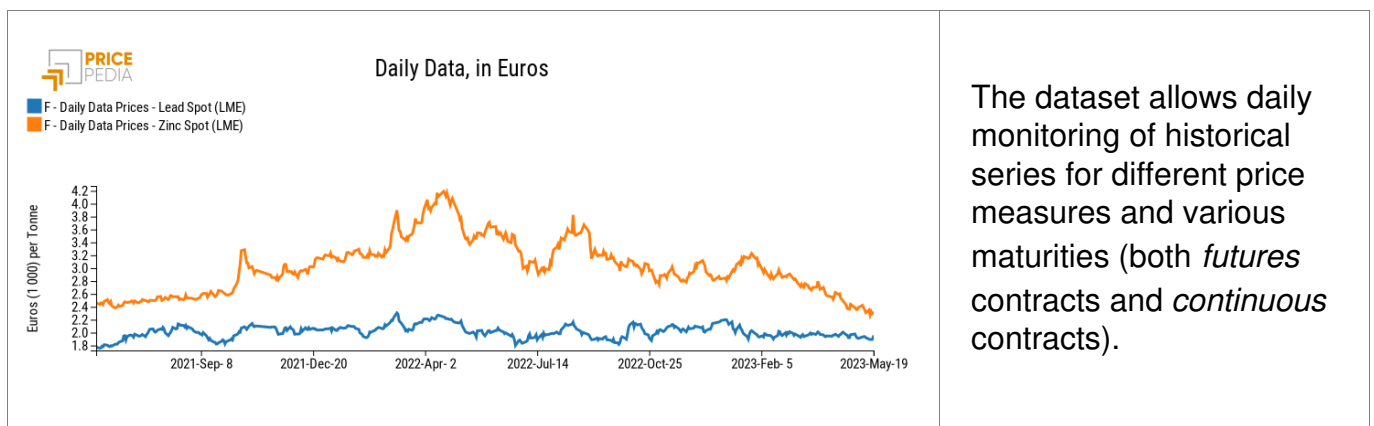
1.1 Basic

The *Basic* subscription provides access to the following sections of the PricePedia platform:

- **Daily Data Prices** (daily financial prices)
- **DataViz**
- **Daily Data Country**
- **World Bank Forecast**
- **PricePedia Aggregated Indices**
- **EU Producer Prices**
- **US Producer Prices**
- **Conjunctural Indicators**
- **US Customs** (Monthly prices obtained from the USA trade flows)
- **China Customs** (Monthly prices obtained from the Chinese trade flows)
- **Download Data Tool**
- **My Portfolios Tool**

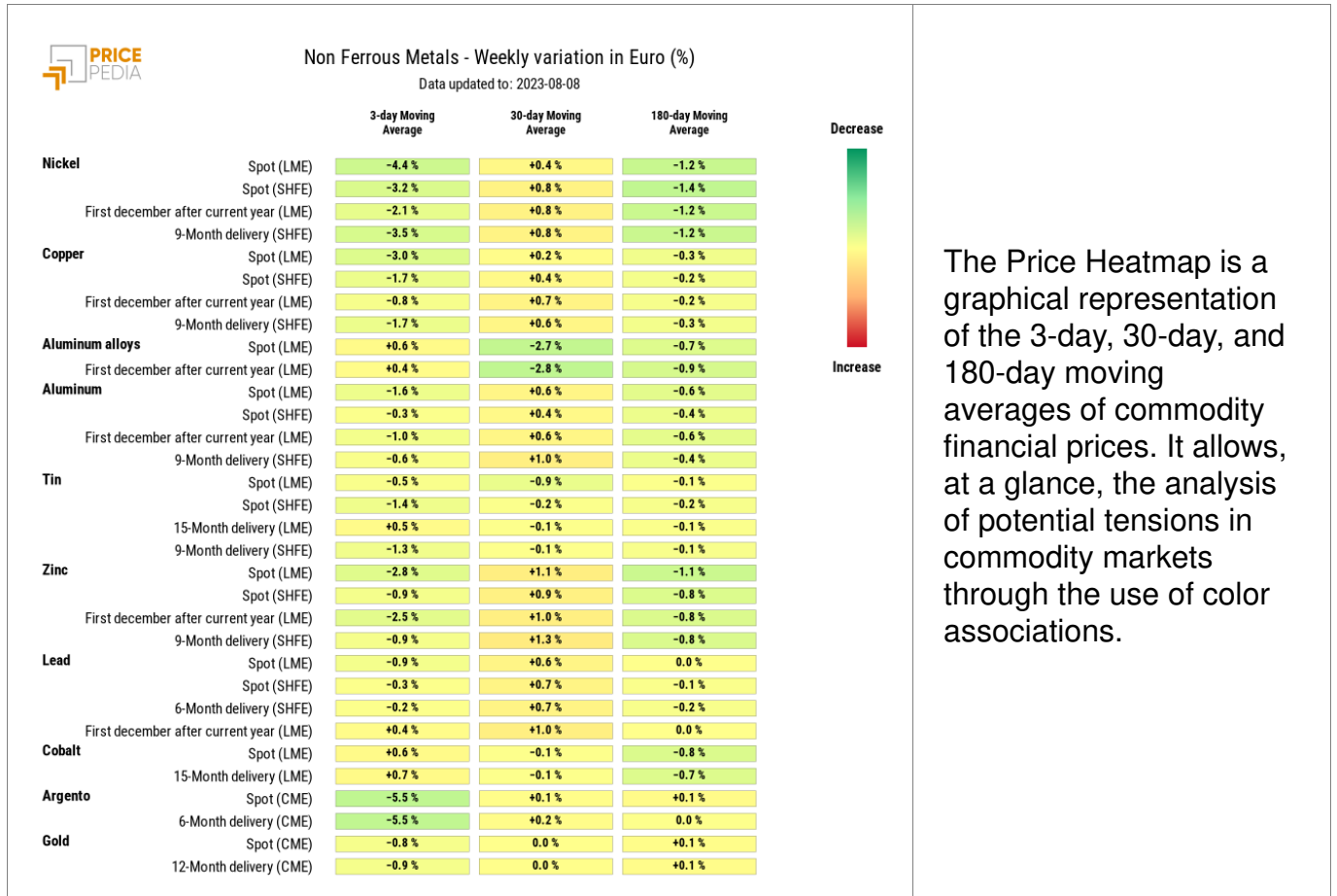
Daily Data Prices

Daily Data Prices is the dataset that contains the daily prices of **over 120 commodities listed on the main commodity exchanges worldwide** (London Metal Exchange, Chicago Mercantile Exchange, Shanghai Future Exchange, etc.) and other daily indicators developed by PricePedia to account for the dynamics observed in financial markets.

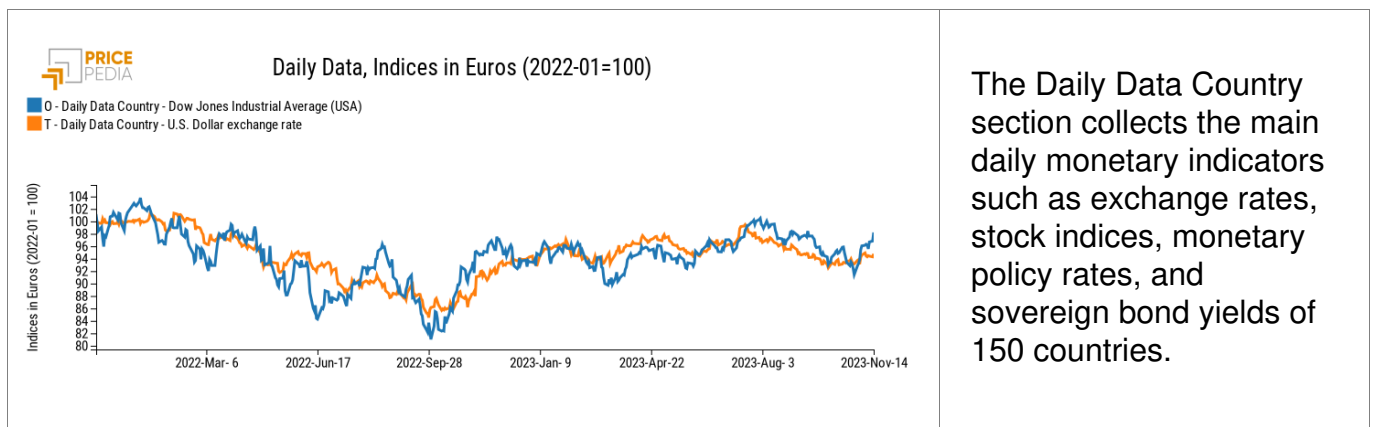


The dataset allows daily monitoring of historical series for different price measures and various maturities (both *futures* contracts and *continuous* contracts).

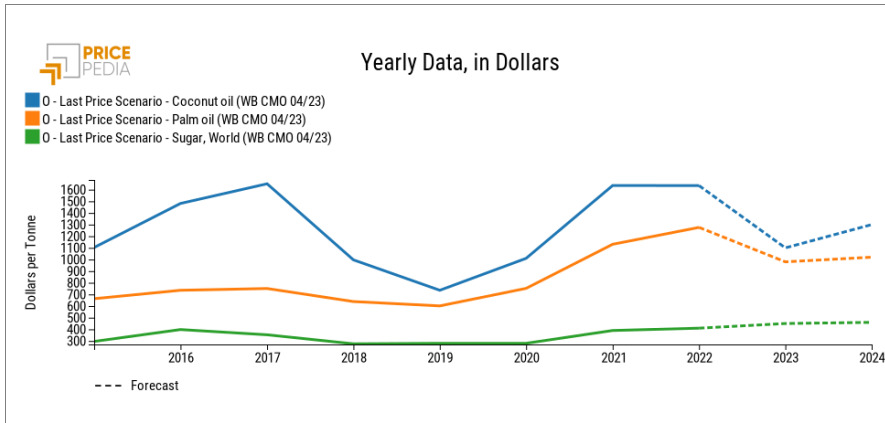
DataViz: Price Heatmap



Daily Data Country

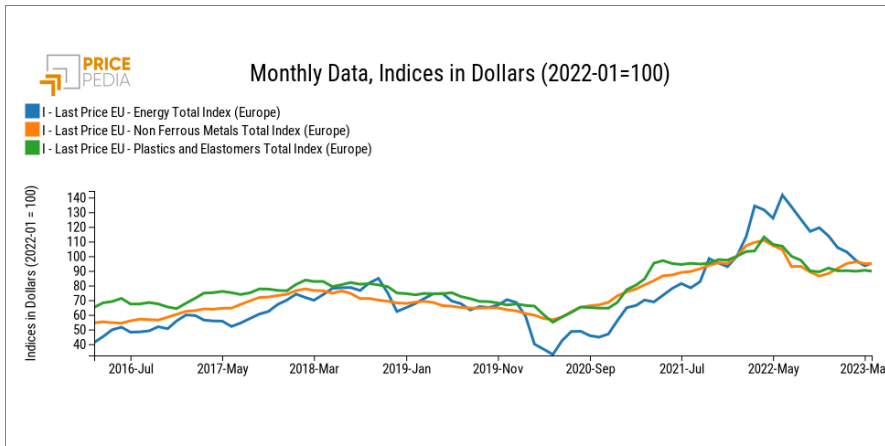


World Bank Forecast



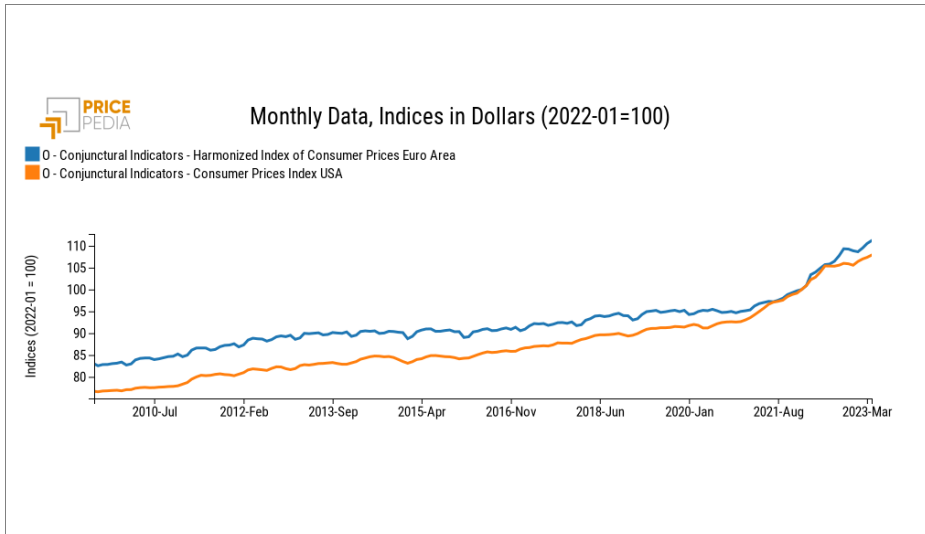
Twice a year, the World Bank releases its own **Outlook** on the future price prospects of major commodities. In PricePedia, it is possible to monitor this data and compare it with other historical series.

PricePedia Aggregated Indices



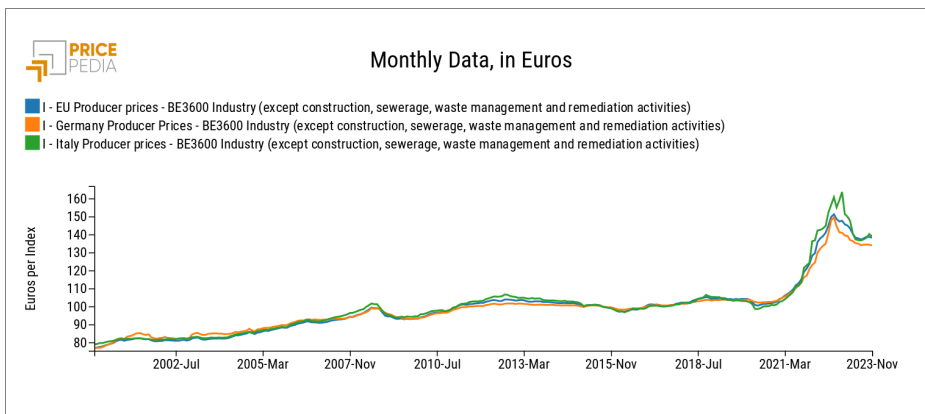
The aggregated PricePedia indices are indices built by aggregating products belonging to a specific **commodity category**. The weight of each product within the index is assigned based on import values.

Conjunctural Indicators



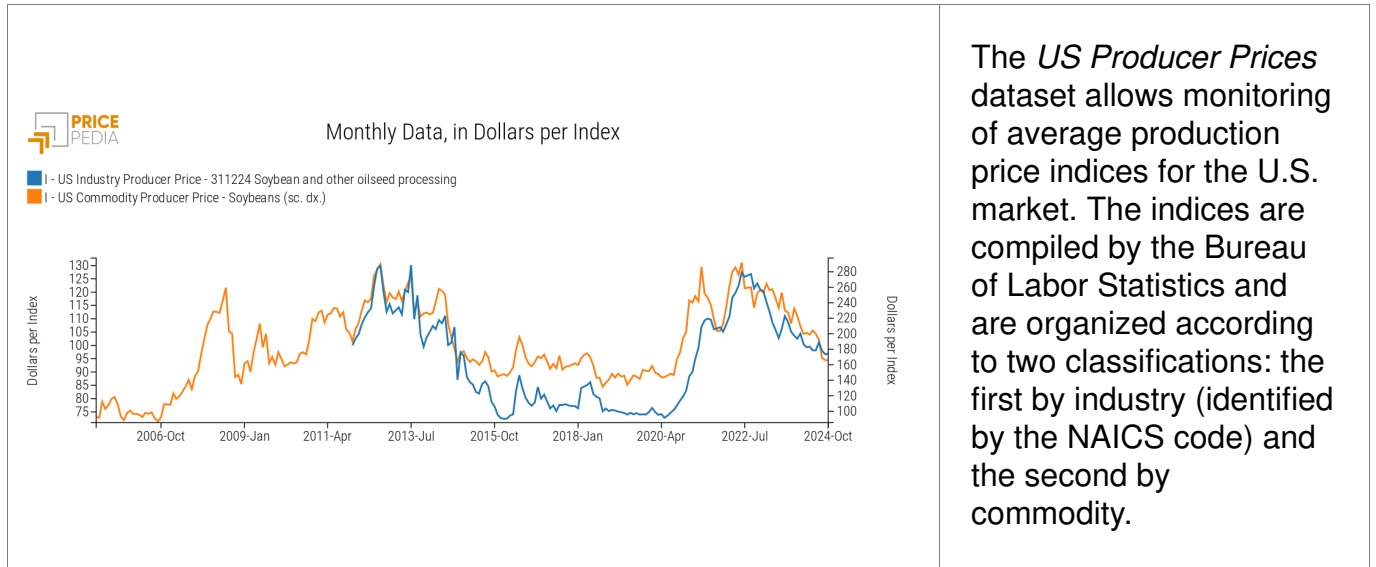
The *Conjunctural Indicators* dataset collects some of the main economic indices: **PMI indices** for major geographical areas; **economic activity indices** (Industrial Production Index, etc.); **consumer prices** for the Euro Area and the USA; **Europe gas inventories**.

EU Producer Prices



The *EU Producer Prices* dataset allows monitoring of average production price indices for the European market. The indices, sourced from Eurostat, are classified by production activity identified by Ateco.

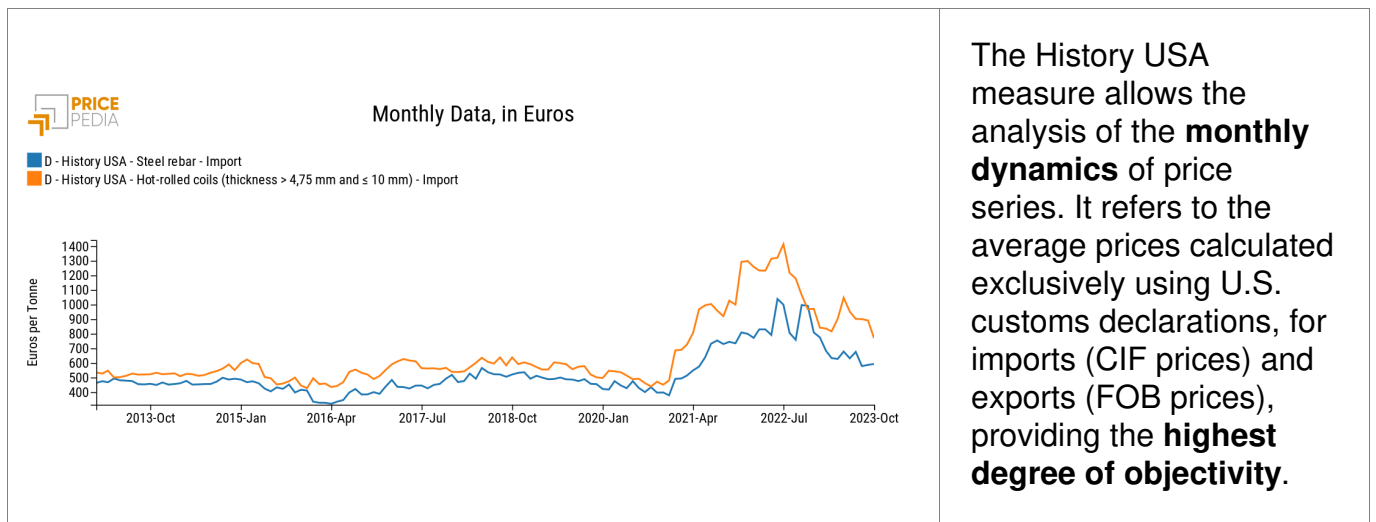
US Producer Prices



The *US Producer Prices* dataset allows monitoring of average production price indices for the U.S. market. The indices are compiled by the Bureau of Labor Statistics and are organized according to two classifications: the first by industry (identified by the NAICS code) and the second by commodity.

US Customs

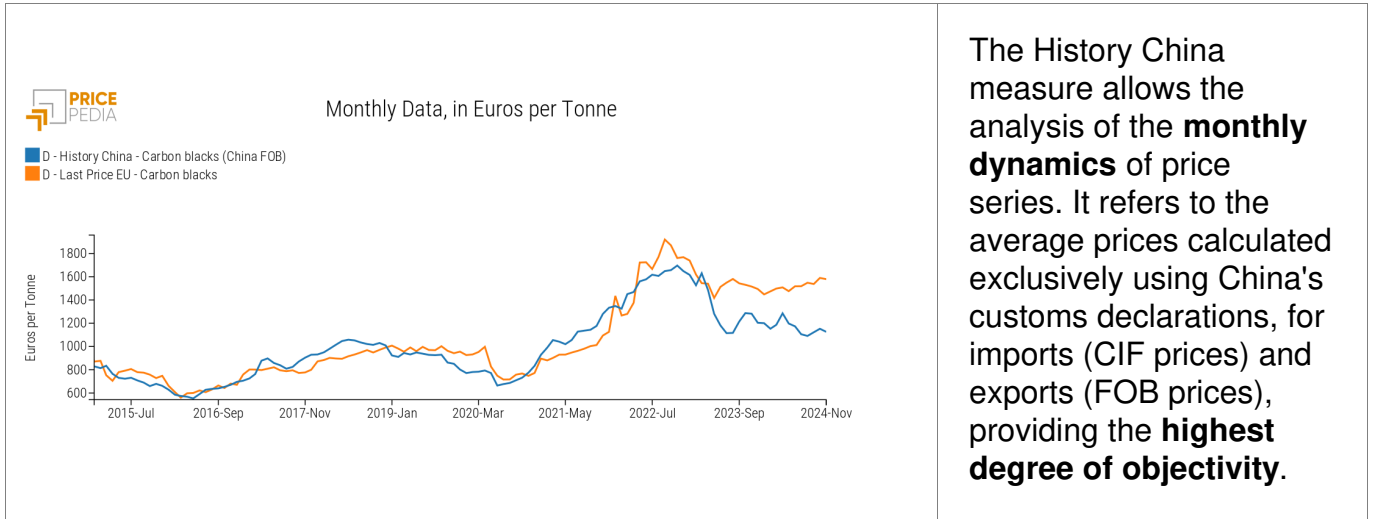
The *US Customs* dataset contains monthly prices processed by PricePedia based on U.S. foreign trade flows, both imports and exports. The dataset includes the price measure **History USA**.



The History USA measure allows the analysis of the **monthly dynamics** of price series. It refers to the average prices calculated exclusively using U.S. customs declarations, for imports (CIF prices) and exports (FOB prices), providing the **highest degree of objectivity**.

China Customs

The *China Customs* dataset contains monthly prices processed by PricePedia based on China's foreign trade flows, both imports and exports. The reference measure is **History China**.



Download Data Tool

Download Data Download

Selected series

Massively download the series of your interest in Excel format. You can add series of interest using the appropriate icon in the [product search](#). Questo strumento permette di scaricare al massimo 99 serie per volta.

Download

Section	Code	Currency	Measure	Description	Frequenza	Actions
Forecast scenario	COGAAZ	EUR	scenario	Acrylic acid and its salts (8-01-2024 Info)	Monthly	
Daily Data Prices	FEFGSMF	EUR	Tim	Silicon manganese China (ZCE)	Daily	
EU Customs	FEFGSP1	EUR	lastprice	Pig iron (Mn < 0.1%)	Monthly	
EU Customs	NFRMCT1	EUR	lastprice	Copper cathodes	Monthly	
EU Customs	NFALLM2	EUR	lastprice	Aluminium alloys plates (thickness of 3 - 6 mm)	Monthly	
EU Customs	COALBU1	EUR	lastprice	Butanol	Monthly	

The Download Data tool allows to download up to 99 historical series of interest simultaneously in a single Excel file.

My Portfolios Tool

Portfolio: Electricity Prices Europe + TTF and CO2

Variation: compared to the base period (latest value vs. price in the selected base period)

Product	Database	Frequency	Price in the base period	Latest observation	Variation % <small>(latest vs. base period)</small>
PUN electricity (Italy) (GME), price/MWh	Daily Data Prices Day Ahead	Daily	126 Euros/Megawatt hour <small>2025-01-02</small>	110 Euros/Megawatt hour <small>2025-12-30</small>	-12.98% ✓
Electricity Price France (Entsoe), price/MWh	Daily Data Prices Day Ahead	Daily	104 Euros/Megawatt hour <small>2025-01-02</small>	84.6 Euros/Megawatt hour <small>2025-12-30</small>	-18.53% ✓
Electricity Price Germany (Entsoe), price/MWh	Daily Data Prices Day Ahead	Daily	122 Euros/Megawatt hour <small>2025-01-02</small>	91.5 Euros/Megawatt hour <small>2025-12-30</small>	-25.29% ✓
Electricity Price (Spain) (OMIE), price/MWh	Daily Data Prices Day Ahead	Daily	122 Euros/Megawatt hour <small>2025-01-02</small>	97.8 Euros/Megawatt hour <small>2025-12-30</small>	-19.96% ✓
Electricity Price Poland (Entsoe), price/MWh	Daily Data Prices Day Ahead	Daily	89.1 Euros/Megawatt hour <small>2025-01-02</small>	84.0 Euros/Megawatt hour <small>2025-12-30</small>	-5.81% ✓
Electricity Price (Hungary) (HUPX), price/MWh	Daily Data Prices Day Ahead	Daily	123 Euros/Megawatt hour <small>2025-01-02</small>	100 Euros/Megawatt hour <small>2025-12-30</small>	-18.68% ✓
Natural Gas TTF (ICE), price/MWh	Daily Data Prices 1-Month delivery	Daily	50.3 Euros/Megawatt hour <small>2025-01-02</small>	27.8 Euros/Megawatt hour <small>2025-12-30</small>	-44.77% ✓
EU CO2 Allowances (ICE)	Daily Data Prices 1-Month delivery	Daily	73.3 Euros/Tonne <small>2025-01-02</small>	85.3 Euros/Tonne <small>2025-12-30</small>	+16.31% ^

[Change Portfolio](#)
[Export](#)

My Portfolios tool allows the user to easily and immediately monitor the trend of groups of products. It is possible to create customized portfolios, save configurations, and retrieve them at any time, in order to get quick access to a structured view of prices and their changes over time.

Basic subscription price

The price of the *Basic* subscription is **1200€ + VAT**.

1.2 One

In addition to integrating the sections already described for the *Basic* subscription, the *One* subscription grants access to the following sections related to customs prices for **one or multiple specific commodity categories of interest**

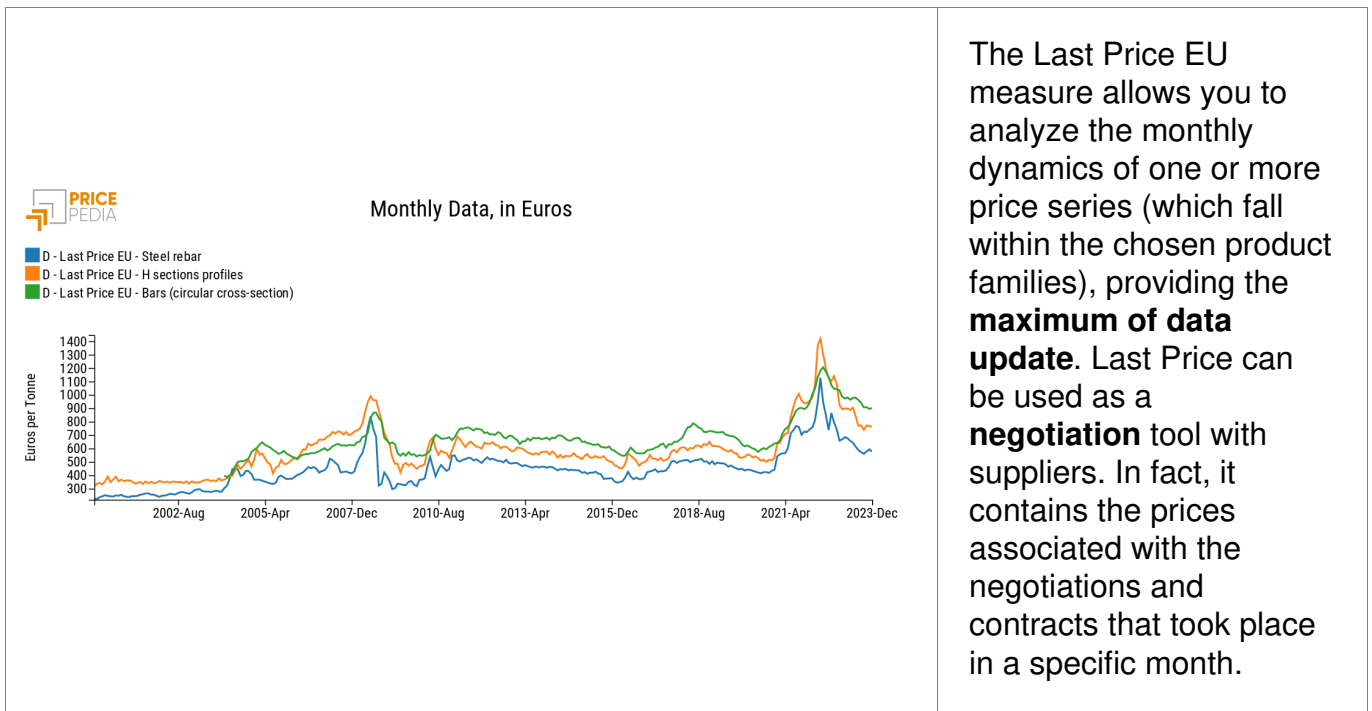
- **EU Customs** (Monthly prices obtained from the trade flows of EU countries)

EU Customs

The following price measures are contained within the EU Customs section:

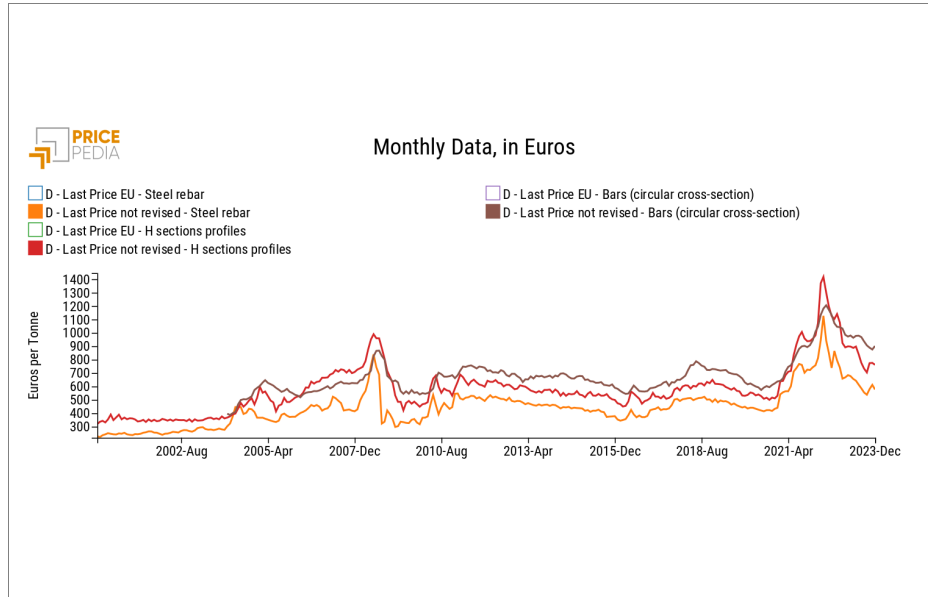
- **Last Price EU** (Contracts price referred to the observation month)
- **Last Price EU not revised** (Contracts price referred to the observation month, without further modifications in the time series historical values)
- **History EU** (Historical dynamics of commodity prices)
- **Dispersion EU** (Monthly price dispersion)

Last Price EU



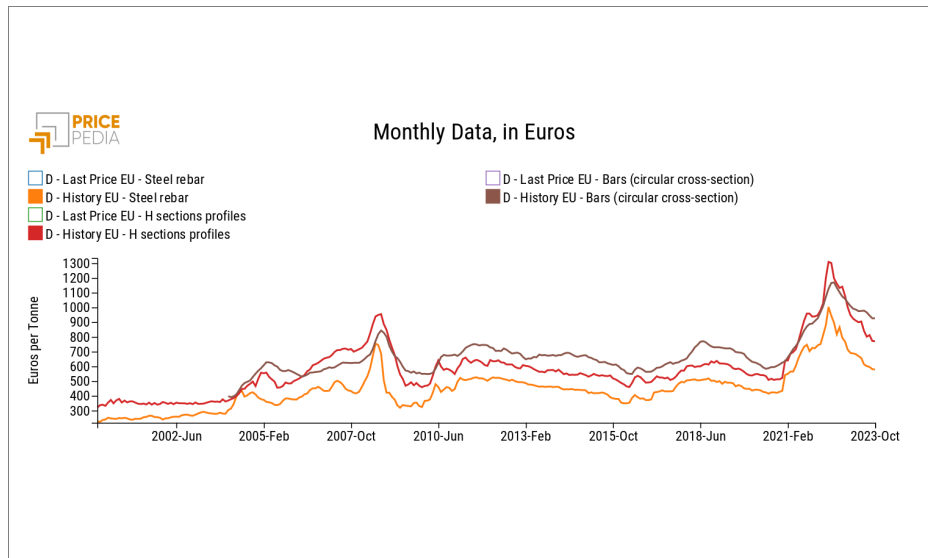
1. Subscriptions

Last Price EU not revised



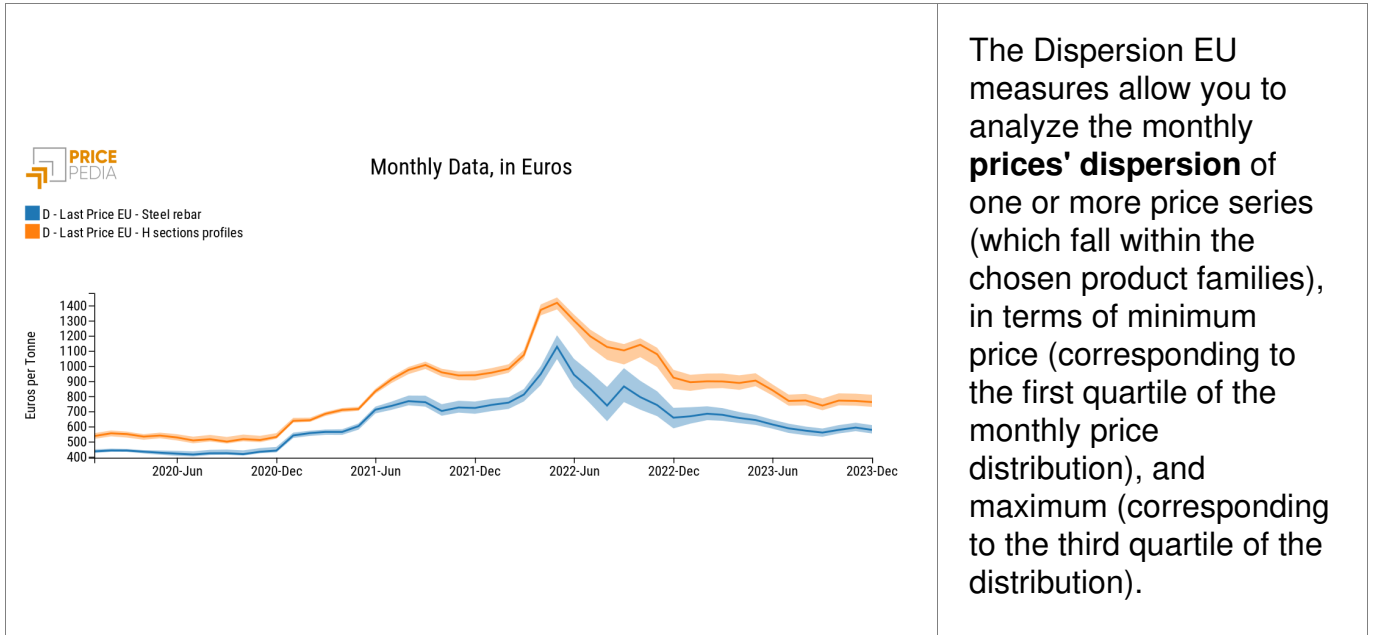
The Last Price EU not revised measure, like Last Price EU, allows you to analyze the monthly dynamics of one or more price series. The difference between these two measures stands in the fact that Last Price EU not revised incorporates the information related only to the last month available.

History EU



The History EU measure allows you to analyze the **monthly dynamic** of one or more price series (which fall within the chosen product families). History EU contains the average prices calculated exclusively using European customs declarations, so as to present a **maximum degree of objectivity**.

Dispersion EU



One subscription price

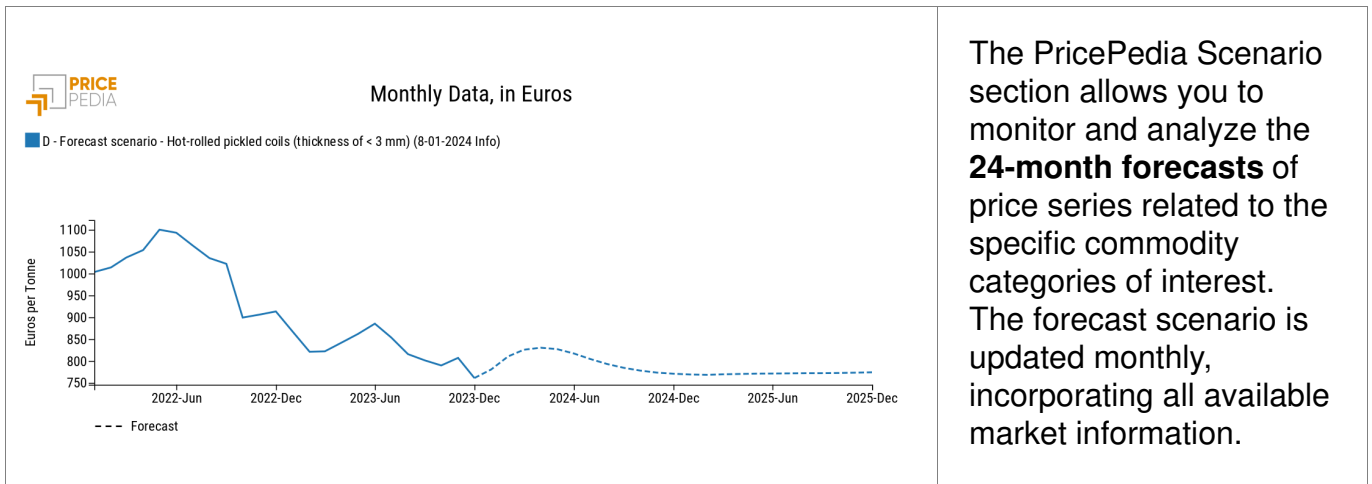
The *One* subscription (single commodity category) has a base price of **1200€ + 410€ * Commodity Category + VAT**.

1.3 One Plus

The *One Plus* subscription provides access to the sections of the PricePedia platform already described in the paragraph related to the *One* subscription.

In addition to what is already included in the *One* subscription, it includes the forecasts available in the **PricePedia Scenario** section related to the specific commodity categories of interest.

PricePedia Scenario



One Plus subscription price

The *One Plus* subscription (single commodity category + forecasts) has a base price of **1200€ + 1170€ * Commodity Category + VAT**.

1.4 All

The *All* subscription provides access to the sections of the PricePedia platform already described for the *One* subscription and to **all available commodity categories**.

It also grants access to:

- **Tariffs** (info regarding the existing tariff measures on EU imports)

Tariffs

The Tariffs section is accessible through the *Price Info* area and allows you to consult information related to tariff measures applicable to EU imports from various partner countries. For each product, if available, the following are indicated:

- base tariffs;
- preferential tariffs;
- specific interventions, such as controls and/or prohibitions;
- antidumping and/or countervailing measures;
- additional duties;
- possible application of the CBAM.

All subscription price

The *All* subscription (all commodity categories) has a base price of **2830€ + VAT**.

1.5 All Plus

The *All Plus* subscription provides access to **all sections of the PricePedia platform**, including the **PricePedia Scenario** section, and to **all available commodity categories**.

All Plus subscription price

The *All Plus* subscription (all commodity categories and full access to the PricePedia Scenario) has a base price of **5760€ + VAT**.

1.6 Enterprise

The *Enterprise* subscription provides full access to **all sections of the PricePedia platform**, including the **PricePedia Scenario** section, and to **all available commodity categories**. Additionally, it allows integrating all PricePedia datasets into your company's Information System (via API).

Enterprise subscription price

The *Enterprise* subscription (all commodity categories, full access to the PricePedia Scenario, and data integration into the company IS via API) has a base price of **7140€ + VAT**.

1.7 Custom

The Custom subscription allows users to tailor their access to the platform by choosing only the *Datasets* and *Tools* that best match their needs. In addition to access to the core features, the plan can be extended with:

- **EU Customs** dataset: up to three categories (additional cost of €410 + VAT per category), or all categories (additional cost of €1640 + VAT);
- **PricePedia Scenario**: up to three categories (additional cost of €1170 + VAT per category), or all categories (additional cost of €4570 + VAT);
- **Daily Data Prices** dataset: additional cost 500€ + VAT;
- **China Customs** dataset: additional cost 300€ + VAT;
- **US Customs** dataset: additional cost 100€ + VAT;
- **EU Production Prices** dataset: additional cost 100€ + VAT;
- **US Production Prices** dataset: additional cost 50€ + VAT;
- **Daily Data Country** dataset: additional cost 50€ + VAT;
- **Conjunctural Indicators** dataset: additional cost 50€ + VAT;
- **EU Quarterly Service Production Prices** dataset: additional cost 200€ + VAT;
- **EU Industrial Production Indices** dataset: additional cost 200€ + VAT;
- **Download Data** tool: additional cost 200€ + VAT;
- **My Portfolios** tool: additional cost 200€ + VAT;
- **Data integration into the company's IS via API**: additional cost 1380€ + VAT.

Custom subscription price

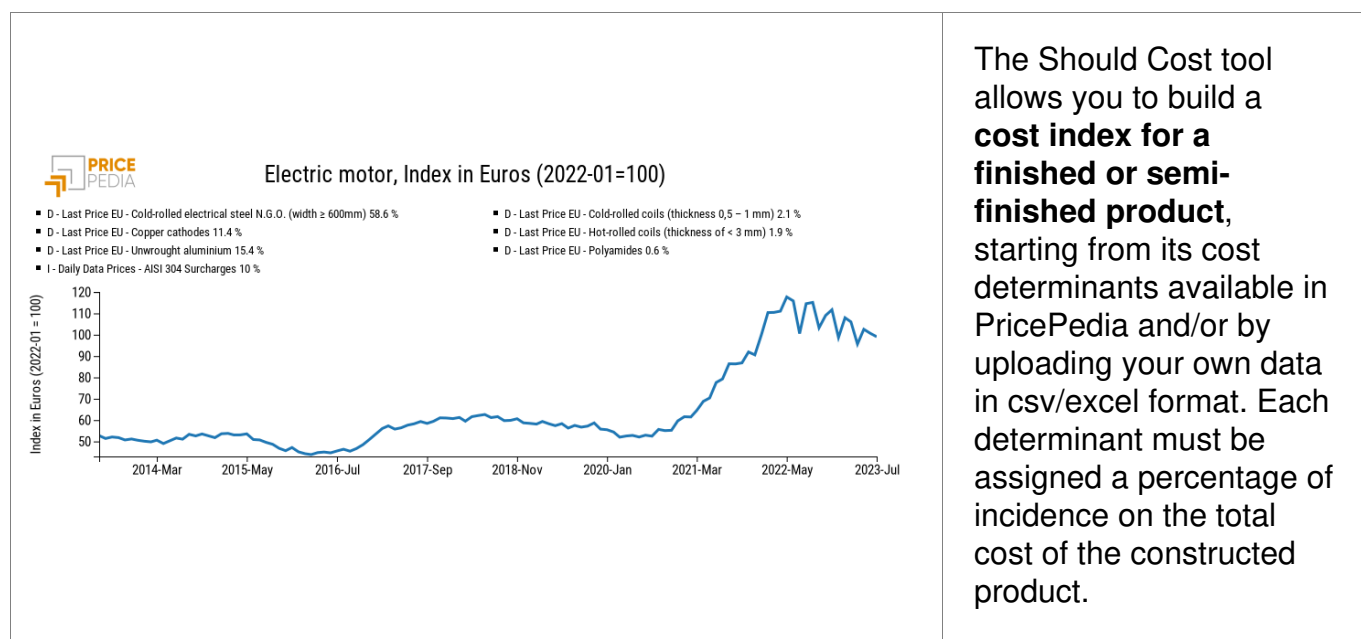
The Custom subscription has a base price starting from **90€ + VAT** (administrative fees) to which the selected components are added.

2. Tools

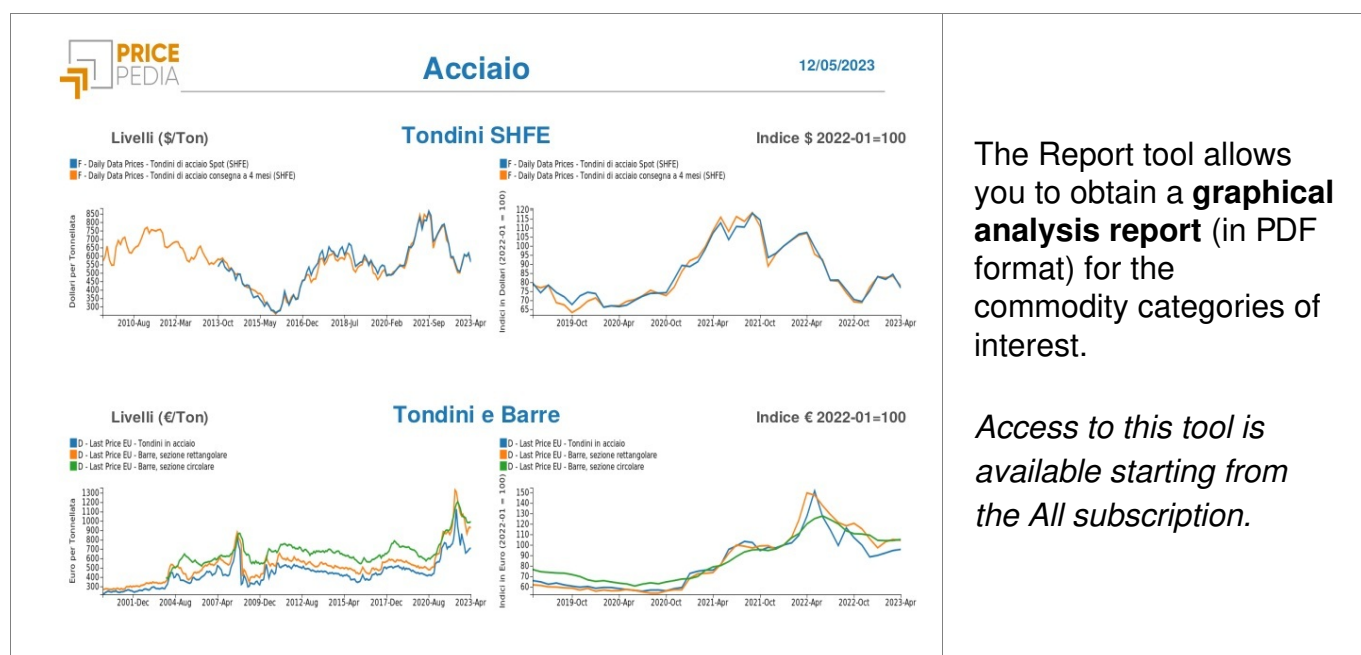
Subscribing one of PricePedia subscriptions gives access to the following tools that are useful for the Procurement function:

- **Should Cost Tool** (to build a cost index)
- **Report** (to build a custom report with one or more product families of interest)

2.1 Should Cost Tool



2.2 Report



3. Additional services

The following additional services can be added to the PricePedia subscriptions:

- **Additional users**
- **Guest service** (linked to should cost)

3.1 Additional users

Each PricePedia subscription allows usage by a single user on a PC and a mobile device (tablet or smartphone). It is possible to associate **multiple additional users** with each subscription, who will have access to the same tools and datasets as the main account. All users associated with the subscription can access simultaneously without interrupting each other's sessions.

The price for each additional user is **120€ + VAT**.

3.2 Guest service (linked to Should Cost)

It is possible to share your Should Cost analyses with clients and/or suppliers by activating the **Guest Service**. This service allows authorized guests to access the platform.

The service costs **350€ + VAT** for activation, plus **75€ + VAT** for each additional guest.

For further info, please visit the website [PricePedia](https://www.pricepedia.it)
and contact us at info@pricepedia.it

